


ALUCAT® Catamarans SUPERIORITY




SAFETY

ALUCAT-catamaran =durable and safe multipurpose boat.
Easy to load via a wide bow ramp. Compartmented hull.



STABILITY

Super stable, withstands a heavy load on board. Stays firmly even on tight turns. Excellent working facilities on board.



DECK AREA

Large, self-draining, flat and stepless open deck area.
Easy to load via a wide bowramp. Space also for a crane.




MULTIPURPOSE USE

Deck equipment by customer's need. Removable seatboxes
Extra equipment for hard work. Pull or push a flatboat too.



ECONOMIC

Environment praises. Smaller engines. Fuel consumption
almost even with load. Engines on external rack. Strong hull.



DRIVING CHARACTERISTICS

Turns firmly without drifting and stays horizontal. Small
turning radius. Quiet cabin. Excellent planing character.



STOP AND GO

Stern does not fall down. Moves smoothly through waves.
Small planing threshold. Light sternwave. Good visibility.



ASHORE

Goes easily ashore. Steplessly adjusted hydraulic
bowramp. Shallow draught. Landing reinforcements.

ALUCAT® W35



NOVELTY

ALUCAT® W35 is a stable, safe and durable
multi-purpose aluminum boat with a catamaran
hull. Thanks to its large deck area, it is perfectly
suitable for professional and authority use.

ALUCAT® is **SAFE**

Stability, Area, Flexibility and Economy

"That you'd return home"

ALUCAT®

better boats

Alucat Catamarans Ltd | Pinotie 7, 33470 Ylöjärvi, Finland
SALES +358 33484666, +358 407408364, info@alucat.fi | www.alucat.fi



ALUCAT®

better boats



Stability

Because of the catamaran design, ALUCAT® is very stable and withstands a large load on board. It stays firmly horizontal even on tight turns. Moving around the flat deck area is easy and safe. The boat has a first-class manoeuvrability and it can be driven straight ashore. Loading, passing, diving and rescue is safe through the wide bow ramp. Excellent side and bow load capacity.



Area

Usable area on the flat deck ~35m². The boat is easily loaded via a hydraulically operated bow ramp. The flat deck enables the carriage of long elements, ATVs, skid-steer loaders or even a car. A raised cabin provides an efficient use of the deck area. The self-draining deck is easy to keep clean.




Flexibility

The deck area is well-adapted to suit for the different needs. ALUCAT® W35 is a perfect choice especially for professionals (taxiboats, construction work) and authorities (eg. oil recovery). The customer has a wide variety of options with different consoles and accessories. Cabins of different sizes, choose a toilet, kitchen or bed. With outboard motors or inboard engines.



Economy

The catamaranboat has excellent planing character. This means cost-effective engine investment and thus, a lower fuel consumption. The fuel consumption increases only slightly with a heavy load on board. ALUCAT®-boats are made from durable and recyclable materials.



Specifications

Boat type	Catamaran
Material	Marine aluminium 5083
Deck commercial squares	~ 35 m ²
Length	12,85 m
Width	3,45 m
Bow ramp width	2,30 m
Weight	~ 4700 kg
Carrying capacity	~ 5000 kg
Draught	~ 0,50 m
Tank	2 x 500 L
Number of persons	max. 40
Outboard motors	2 x 200 – 350 hp (recommended)
Inboard engines	2 x 200 – 270 hp (recommended)
CE- category	CE / C (coastal waters and lakes) (Work boat approval)

Excellent
equipping,
see more
www.alucat.fi

