



ALUCAT® Catamarans SUPERIORITY




SAFETY

ALUCAT-catamaran =durable and safe multipurpose boat. Easy to load via a wide bow ramp. Compartmented hull.



STABILITY

Super stable, withstands a heavy load on board. Stays firmly even on tight turns. Excellent working facilities on board.



DECK AREA

Large, self-draining, flat and stepless open deck area. Easy to load via a wide bowramp. Space also for a crane.



MULTIPURPOSE USE

Deck equipment by customer's need. Removable seat-boxes. Extra equipment for hard work. Easy maintainability.



ECONOMIC

Environment praises. Smaller engines. Fuel consumption almost even with load. Also with single engine. Strong hull.



DRIVING CHARACTERISTICS

Turns firmly without drifting and stays horizontal. Small turning radius. Quiet cabin. Excellent planing character.



STOP AND GO

Stern does not fall down. Moves smoothly through waves. Small planing threshold. Light sternwave. Good visibility.



ASHORE

Goes easily ashore. Steplessly adjusted hydraulic bowramp. Shallow draught. Stays straight against the pier.

ALUCAT® W18



ALUCAT® W18 is a stable, safe and durable multi-purpose aluminum boat with a catamaran hull. Awesome driveability. Enough space and fuel for a long day. Transportable by a trailer.

ALUCAT® is **SAFE**
Stability, Area, Flexibility and Economy
"That you'd return home"

ALUCAT®

better boats

Alucat Catamarans Ltd | Pinotie 7, 33470 Ylöjärvi, Finland
SALES +358 33484666, +358 407408364, info@alucat.fi | www.alucat.fi



ALUCAT®

better boats



Stability

Because of the catamaran design, ALUCAT® is very stable and withstands a large load on board. It stays firmly horizontal even on tight turns. Moving around the flat deck area is easy and safe. The boat has a first-class manoeuvrability and it can be driven straight ashore.



Area

Usable area on the flat deck ~18m². The boat is easily loaded via a hydraulically operated bow ramp. The flat deck enables easily the carriage of long elements, ATVs and skid-steer loaders. A raised cabin provides an efficient use of the deck area.



Flexibility

The deck area is well-adapted to suit for the different needs. ALUCAT® W18 is a perfect choice especially for professionals (taxiboats, construction work) and authorities (eg. oil recovery). The customer has a wide variety of options with different consoles, cabins and accessories. Fast and easy to load on a trailer.



Economy

The catamaranboat has excellent planing character. This means cost-effective engine investment and thus, a lower fuel consumption. The fuel consumption increases only slightly with a heavy load on board. ALUCAT®-boats are made from durable and recyclable materials.



Technical information

Boat type	Catamaran
Material	Aluminum 5083
Deck commercial squares	~ 18 m²
Length	8,8 m
Width	2,45 m
Bow ramp width	1,4 m)
Weight	~ 1600 kg)
Carrying capacity	~ 2000 kg
Draught	~ 0,45 m
Tank	2 x 170 L
Number of persons	max 16
Recommended power	1 x 150-350 hp 2 x 115-150 hp
CE- category	CE / C (coastal waters and lakes) (Work boat approval)

Excellent
equipping,
see more
www.alucat.fi

