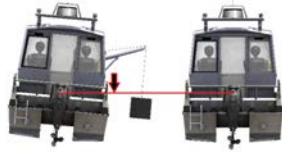


# ALUCAT® Catamarans SUPERIORITY




## SAFETY

ALUCAT-catamaran =durable and safe multipurpose boat. Easy to load via a wide bow ramp. Compartmented hull.



## STABILITY

Super stable, withstands a heavy load on board. Stays firmly even on tight turns. Excellent working facilities on board.



## DECK AREA

Large, self-draining, flat and stepless open deck area. Easy to load via a wide bowramp. Space also for a crane.



## MULTIPURPOSE USE

Deck equipment by customer's need. Removable seat-boxes. Extra equipment for hard work. Easy maintainability.



## ECONOMIC

Environment praises. Smaller engines. Fuel consumption almost even with load. Also with single engine. Strong hull.



## DRIVING CHARACTERISTICS

Turns firmly without drifting and stays horizontal. Small turning radius. Quiet cabin. Excellent planing character.



## STOP AND GO

Stern does not fall down. Moves smoothly through waves. Small planing threshold. Light sternwave. Good visibility.



## ASHORE

Goes easily ashore. Steplessly adjusted hydraulic bowramp. Shallow draught. Stays straight against the pier.

# ALUCAT® W18 RESCUE



ALUCAT® W18 is a stable, safe and durable multi-purpose aluminum boat with a catamaran hull. Awesome driveability. Enough space and fuel for a long day. Transportable by a trailer.

ALUCAT® is **SAFE**  
Stability, Area, Flexibility and Economy  
"That you'd return home"

**ALUCAT®**  
**better boats**

Alucat Catamarans Ltd | Pinotie 7, 33470 Ylöjärvi, Finland  
SALES +358 33484666, +358 407408364, info@alucat.fi | www.alucat.fi



**ALUCAT®**  
**better boats**



# Stability

Because of the catamaran design, ALUCAT® is very stable and withstands a large load on board. It stays firmly horizontal even on tight turns. Moving around the flat deck area is easy and safe. The boat has a first-class manoeuvrability and it can be driven straight ashore.



# Area

Usable area on the flat deck ~18m². The boat is easily loaded via a hydraulically operated bow ramp. The flat deck enables easily the carriage of long elements, ATVs and skid-steer loaders. A raised cabin provides an efficient use of the deck area.




# Flexibility

The deck area is well-adapted to suit for the different needs. ALUCAT® W18 is a perfect choice especially for professionals (taxiboats, construction work) and authorities (eg. oil recovery). The customer has a wide variety of options with different consoles, cabins and accessories. Fast and easy to load on a trailer.



# Economy

The catamaranboat has excellent planing character. This means cost-effective engine investment and thus, a lower fuel consumption. The fuel consumption increases only slightly with a heavy load on board. ALUCAT®-boats are made from durable and recyclable materials.



# Technical information

Boat type	Catamaran
Material	Marine Aluminum 5083
Deck commercial squares	~ 18 m²
Length	8,8 m
Width	2,45 m
Bow ramp width	1,4 m)
Weight	~ 1600 kg)
Carrying capacity	~ 2000 kg
Draught	~ 0,45 m
Tank	2 x 170 L
Number of persons	max 16
Recommended power	1 x 150-350 hp 2 x 115-150 hp
Approvals	CE / C (coastal waters and lakes) (Work boat/oil spill response approval)

Excellent  
equipping,  
see more  
[www.alucat.fi](http://www.alucat.fi)

